

San Gabriel Valley Mosquito & Vector Control District  
1145 N. Azusa Canyon Road, West Covina, California 91790  
Board of Trustees Meeting

May 12, 2017

7:00 AM

**Agenda**

1. **Call to Order**
2. **Pledge of Allegiance and Silent Roll Call**
3. **Opportunity for Public Comment on Non-Agenda Items**  
*(Individual Public Comments may be limited to a 3-minute or less time limit)  
During Public Comments, the public may address the Board on any issue within the District's jurisdiction which is not on the agenda. The public may comment on any item on the Agenda at the time that item is before the Board for consideration. There will be no dialog between the Board and the Commenter. Any clarifying questions from the Board must go through the Board President.*
4. **Consent Calendar**  
*All matters listed under the Consent Calendar are considered by the District to be routine and will be enacted by one motion. Any member of the Board may pull an item from the Consent Calendar for additional clarification or action.*
  - A. **List of Claims for April 2017\***
  - B. **Budget Status Report for April 2017\***
  - C. **Minutes of Board of Trustees Meeting April 2017\***
  - D. **Operations Report\***
  - E. **Surveillance Report\***
  - F. **Education Program\***
  - G. **March 2017 Monthly Treasurer Report / District Working Balance for May 2017\***
5. **Consider Nominating a Candidate for Southern Network, Seat C on the California Special District Association (CSDA) Board of Directors for the 2018-2020 Term\***  
(District Manager) (Action Required) (Approve / Disapprove)
6. **Consider Resolution 2017-03 Joint Resolution of the Board of Supervisors of the County of Los Angeles and the Governing Bodies of the San Gabriel Valley Mosquito and Vector Control District and the City of Pasadena Approving and Accepting the Negotiated Exchange of Property Tax Revenue Resulting From Annexation No. 2016-34 to the San Gabriel Valley Mosquito and Vector Control District**  
(District Manager ) (Action Required)

7. **District Administration**  
(District Manager) (No Action Required)
8. **Disease Surveillance**  
(Scientific Programs Manager ) (Verbal Report) (No Action Required)
9. **Trustee Reports**  
Opportunity for Trustees to request future agenda items  
(Verbal)
10. **New Business**
11. **Adjournment**

**The Finance Committee  
will meet Immediately after the Board Adjourns**

**Margaret Finlay, Chairperson**  
**Jamie Bissner**  
**Joseph Leon**  
**Henry M. Morgan**

**Joe Rocha**  
**Stephen Sham**  
**Andre Quintero**

**CERTIFICATE OF POSTING**

“This agenda shall be made available upon request in alternative formats to persons with a disability as required by the American with Disabilities Act of 1990 (42 U.S.C. § 12132) and the Ralph M. Brown Act (California Government Code §54954.2). Persons requesting a disability related modification or accommodation in order to participate in the meeting should contact the San Gabriel Valley Mosquito and Vector Control District at (626-814-9466) during regular business hours, at least twenty-four hours prior to the time of the meeting.”

“Materials related to an item on the Agenda submitted after distribution of the agenda packet are available for public inspection in the San Gabriel Valley Mosquito & Vector Control District Office located at 1145 North Azusa Canyon Road, West Covina, CA 91790 during normal business hours.”



\_\_\_\_\_  
Esther Elliott, Clerk of the Board  
San Gabriel Valley MVCD

## Mosquito and Vector Control District List of Claims April 2017

Payroll April 6, 2017

Account	Description	Amount
6210	Salaries, Operations Manager	\$4,344.22
6210	Salaries, District Manager	\$2,299.48
6210	Salaries, Office Manager	\$3,348.84
6210	Salaries, Sci Program Manager	\$3,830.40
6210	Salaries, PIO	\$2,431.89
6212	Salaries, Admin Assistant	\$1,153.35
6212	Salaries, Exec Asst /Clerk of the Board	\$2,465.18
6212	Salaries, Vector Control Specialist II	\$2,694.01
6212	Salaries, Vector Control Specialist I	\$1,610.68
6212	Salaries, Vector Control Specialist II	\$2,095.20
6212	Salaries, Vector Control Specialist I	\$1,579.20
6212	Salaries, Vector Control Specialist I	\$2,536.00
6212	Salaries, Vector Control Specialist II	\$2,750.06
6212	Salaries, Vector Control Specialist II	\$2,475.06
6212	Salaries, Mechanic	\$2,819.38
6212	Salaries, Vector Control Specialist I	\$1,897.60
6212	Salaries, Ops Asst	\$1,328.51
6212	Salaries, Ops Coordinator	\$3,830.40
6212	Salaries, Vector Control Specialist II	\$2,095.29
6212	Salaries, Vector Control Specialist I	\$2,226.40
6212	Salaries, Ed Specialist	\$3,010.76
6212	Salaries, Sr Vector Ecologist	\$3,347.76
6212	Salaries, Asst Vector Ecologist	\$2,360.05
6212	Salaries, Vector Ecologist	\$3,247.59
6212	Salaries, Asst Vector Ecologist	\$2,600.80
6212	Salaries, Data Analyst	\$1,440.37
6230	Part-time Salaries, Ex Help VC Tech	\$995.04
6230	Part-time Salaries, Ex Help VC Tech	\$1,074.50
6230	Part-time Salaries, Ex Help VC Tech	\$1,228.68
6230	Part-time Salaries, Ex Help VC Tech	\$1,228.80
6230	Part-time Salaries, Ex Help VC Tech	\$983.04
6230	Part-time Salaries, Ex Help VC Tech	\$982.94
6230	Part-time Salaries, Ex Help VC Tech	\$1,380.80
6230	Part-time Salaries, Ex Help VC Tech	\$1,380.80
6230	Part-time Salaries, Ex Help VC Tech	\$817.04
6230	Part-time Salaries, Ex Help VC Tech	\$1,167.20
	Bilingual compensation	
6051	Car allowance, Manager	\$500.00
6051	Car allowance, Sci Prog Mgr	\$300.00
6070	Employee Cash-out	\$7,437.98
6219	Salaries, Holiday	\$0.00

**San Gabriel Valley**  
**Mosquito and Vector Control District List of Claims April 2017**

Item 4A

6220	Salaries, Sick Pay	\$3,343.75
6218	Salaries, Vacation	\$5,719.32
6216	Salaries, Overtime	\$0.00
6140	Employer Medicare	\$1,288.88
6240	Employer Social Security	\$349.44
	Big Fish Payroll	\$149.50

**Total Payroll April 6, 2017** **\$96,146.19**

**Accounts Payable April 6, 2017**

Check#	Payee	Description	Amount
EFT	6070 Allied Administrators	Dental insurance premiums	\$1,953.82
EFT	2110 CA State Disbursement	Child Support for payroll 10/20	-----
EFT	6200 CALPERS CERBT	Annual Unfunded Accrued Liability	\$6,115.46
EFT	----- Nationwide Retirement	Employee liability (11/21/16 EFT \$-.01)	-----
EFT	6200 PERS	Employer contribution	\$6,387.17
14474	6040 Athens	Refuse Disposal	\$183.13
14475	6343 Azusa Light and Water	Meter # 99172930, Meter # 11	\$112.11
14476	6074 CALPERS	Unfunded Liability Premium	\$50,000.00
14477	6262 Chevron	Gasoline	\$3,549.58
14478	6340 Edison	Electricity	\$2,226.76
14479	6007 Enterprise Fleet Management	Vehicle Leases	\$6,106.76
14480	6070 American Fidelity Assurance	Flex Premiums	\$820.79
14481	6302 Irwindale Industrial Clinic	First aid	\$437.28
14482	6040 J&J Janitorial	Anit bacterial soap	\$71.49
14483	6130 Jenkins & Hogin	Legal fees	\$1,557.50
14484	6250 Life Technologies	In house Disease Testing Supplies	\$10,927.25
11485	6030 Margaret Finlay	Trustee reimbursement	\$100.00
11486	8000 Nico Wilson	LED Lighting Retrofit	\$13,830.00
14487	6170 Readyfresh by Nestle	Arrowhead water	\$196.02
14488	6290 Streamline	Website design, maintenance, and admin	\$200.00
14489	6250 Thermal Combustion Innovators	Biohazard Waste Disposal	\$91.00
14490	6185 Totalfunds by Hasler	Postage Machine	\$500.00
14491	6270 US Bank-Alba	USPS Postage	\$6.59
14491	6185 US Bank-Brisco	Amazon Lab Supplies	\$14.99
14491	6250	Amazon Lab Supplies	\$12.99
14491	6170	Vons - vending machine supplies	\$29.67
14491	6332	Boot Barn	157.68
14491	6270 US Bank-Deacon	Office Depot - Office Supplies	\$326.43
14491	6270	Amazon	-\$72.35
14491	6185 US Bank-Elliott	USPS-Postage	\$70.94
14491	6332	Lands End-uniforms	-\$3.82
14491	6270	Costco - Supplies	\$13.29
14491	6290 US Bank-Farned	Google-ad fee	\$136.92
14491	6290	Network Solutions-web hosting	\$5.98
14491	6290	Lynda.com subscription	\$34.99
14491	6290	Constant Contact-subscription	\$45.00

May 12, 2017

**San Gabriel Valley  
Mosquito and Vector Control District List of Claims April 2017**

Item 4A

14491	6290		Adobe Creative Cloud-subscription	\$49.99
14491	6290		Sitelock - webpage security	\$79.99
14491	6290		FaceBook Ads	\$25.03
14491	6232	US Bank-Fujjoka	Park N Fly	\$22.35
14491	6030		Code 42 Software Inc. backup solution	\$19.98
14491	6250	US Bank-Hagele	Michaels-ed display supplies	\$69.07
14491	6290		The Home Depot	\$6.39
14491	6030		Vons - Board Meeting Supplies	\$28.94
14491	6332	US Bank-Nelson	Red Wing boots	\$142.55
14491	6006	US Bank-Niffenegger	Strip-Curtains	\$89.40
14491	6040		The Home Depot - Sealant	\$10.96
14491	6170		Smart and Final - Vending Machine Supplies	\$49.52
14491	6260		Tire Zone- tires	\$170.00
14491	6260		Greens Auto Tech repairs	\$176.02
14491	6280		Amazon - car charger	\$14.06
14491	6260		Il*Identifix, Inc-Monthly subscriptions	\$159.00
14491	6260		IATN.Net-Individual membership	\$19.00
14491	6280		Costco - Supplies	\$563.56
14491	6260		Best Buy	22-22.81
14491	6260		Radio Shack - Vehicle Electrical Supplies	\$66.53
14491	6260		Rural King - Cordless Drills	\$348.99
14491	6260		McFadden Dale - Paint Supplies	\$83.60
14491	6260		PayPal - shop towels	\$50.66
14491	6260		Interstate-batteries for trucks	\$124.23
14491	6302	US Bank-Tanaka	Airgas - 1st Aid Kits	\$124.67

San Gabriel Valley

Mosquito and Vector Control District List of Claims April 2017

14491	6232	US Bank-Wekesa	Parking - County Health Care Meeting	\$24.75
14491	6250		VWR International - Disruptor	\$962.44
14491	6250		VWR International - Disruptor	-\$696.20
14491	6250		Fisher Scientific - PCR Supplies	\$145.51
14491	6250		Rakuten.com - Tablet Computers	\$879.98
14491	6250		Fisher Scientific - PCR Workstation	\$4,000.26
14492	6111	VCJPA	Employee Assistance Program	\$367.74
14493	6330	CA Dept Public Health	Certification Exams	\$350.00
14494	6046	WindowWashers, LLC.	IT Consultant	\$4,400.00
<b>Total Accounts Payable April 6, 2017</b>				<b>\$119,074.39</b>

Payroll April 20, 2017

Account	Description	Amount
6210	Salaries, Operations Manager	\$4,344.22
6210	Salaries, District Manager	\$5,173.83
6210	Salaries, Office Manager	\$3,488.37
6210	Salaries, Sci Program Manager	\$3,830.40
6210	Salaries, PIO	\$3,189.37
6212	Salaries, Admin Assistant	\$2,883.37
6212	Salaries, Exec Asst /Clerk of the Board	\$2,535.61
6212	Salaries, Vector Control Specialist II	\$2,694.01
6212	Salaries, Vector Control Specialist II	\$2,016.63
6212	Salaries, Vector Control Specialist II	\$1,676.16
6212	Salaries, Vector Control Specialist I	\$716.80
6212	Salaries, Vector Control Specialist I	\$2,092.20
6212	Salaries, Vector Control Specialist II	\$2,475.06
6212	Salaries, Vector Control Specialist II	\$2,750.06
6212	Salaries, Mechanic	\$1,879.59
6212	Salaries, Vector Control Specialist I	\$1,286.81
6212	Salaries, Ops Asst	\$1,221.00
6212	Salaries, Ops Coordinator	\$3,591.00
6212	Salaries, Vector Control Specialist II	\$1,885.76
6212	Salaries, Vector Control Specialist I	\$1,989.84
6212	Salaries, Ed Specialist	\$3,010.76
6212	Salaries, Sr Vector Ecologist	\$3,323.32
6212	Salaries, Asst Vector Ecologist	\$2,390.70
6212	Salaries, Vector Ecologist	\$2,598.07
6212	Salaries, Asst Vector Ecologist	\$2,340.72
6212	Salaries, Data Analyst	\$1,301.87
6230	Part-time Salaries, Ex Help VC Tech	\$1,167.20
6230	Part-time Salaries, Ex Help VC Tech	\$1,105.60
6230	Part-time Salaries, Ex Help VC Tech	\$1,105.60
6230	Part-time Salaries, Ex Help VC Tech	\$1,105.81
6230	Part-time Salaries, Ex Help VC Tech	\$1,228.80
6230	Part-time Salaries, Ex Help VC Tech	\$1,380.80
6230	Part-time Salaries, Ex Help VC Tech	\$1,380.80

Item 4A

**San Gabriel Valley  
Mosquito and Vector Control District List of Claims April 2017**

Item 4A

6230	Part-time Salaries, Ex Help VC Tech	\$1,050.48
6230	Part-time Salaries, Ex Help VC Tech	\$1,228.80
6230	Part-time Salaries, Ex Help VC Tech	\$1,075.10
	Bilingual compensation	\$500.00
6051	Car allowance, Manager	
6051	Car allowance, Sci Prog Mgr	
6070	Employee Cash-out	\$3,589.57
6219	Salaries, Holiday	\$548.16
6220	Salaries, Sick Pay	\$4,100.98
6218	Salaries, Vacation	\$3,366.34
6216	Salaries, Overtime	\$0.00
6140	Employer Medicare	\$1,257.52
6240	Employer Social Security	\$221.28
	Big Fish Payroll	\$137.50
<b>Total Payroll April 20, 2017</b>		<b>\$92,235.87</b>

**Accounts Payable April 20, 2017**

Check#	Payee	Description	Amount
EFT	6070 Aflac	Supplemental Insurance Premiums	\$522.50
EFT	6070 CalPERS	Medical insurance premiums	\$6,936.96
EFT	6172	Retired EE- Kennedy	\$128.00
EFT	2110 CA State Disbursement	Child Support for payroll 10/20	-----
EFT	----- Nationwide Retirement	Employee liability	-----
EFT	6200 CalPERS	Employer Contribution	\$6,387.17
14495	6030 Abraham Cruz	Trustee reimbursement	\$100.00
14496	6270 Alondra Mejia	Retirement Reception	\$675.00
14496	6070 American Fidelity Assurance	Premiums, life insurance	\$2,938.69
14497	6030 Andre Quintero	Trustee reimbursement	\$100.00
14499	6332 Aramark Uniform Services	Uniforms and Floor Mats	\$324.84
14500	6030 Becky Shevlin	Trustee reimbursement	\$100.00
14501	8000 Bill's Lift Service	CAT Forklift	\$11,043.30
14502	6030 Bill Alarcon	Trustee Reimbursement	\$100.00
14503	6073 Canon Financial Services	Canon graphics equipment & accessories	\$2,508.73
14504	6036 CDW Government	Computer	\$907.16
14505	6030 Charles Myers	Trustee reimbursement	\$100.00
14506	6290 Copies and Ink	Printed Door Hangers	\$651.62
14507	6030 Corey Calaycay	Trustee reimbursement	\$100.00
14508	6030 Cynthia Sternquist	Trustee reimbursement	\$100.00
14509	6030 Dan Holloway	Trustee reimbursement	\$100.00
14510	6030 Emmett Badar	Trustee reimbursement	\$100.00
14511	6250 Fisher Scientific	PCR Supplies	\$9,641.19
14512	2110 Franchise Tax Board	Tax Withholding Order	\$50.00
14513	6232 GLACVCD	Seminar Reimbursement	\$208.08
14514	6030 Harold Bissner III	Trustee reimbursement	\$100.00
14515	6030 Henry Morgan	Trustee reimbursement	\$100.00
	6030	Board secretary compensation	\$49.50

**San Gabriel Valley  
Mosquito and Vector Control District List of Claims April 2017**

Item 4A

	6232		Conference Travel Reimbursement	\$123.05
14516	6080	Irwindale Industrial Clinic	Physical Exams	\$220.00
14517	6040	J&J Janitorial Services	Janitorial service	\$1,247.00
14518	6030	John Capoccia	Trustee reimbursement	\$100.00
14519	6030	Joseph Leon	Trustee reimbursement	\$100.00
14520	6030	Joe Rocha	Trustee reimbursement	\$100.00
14521	6030	Juli Costanzo	Trustee reimbursement	\$100.00
14522	6130	Liebert Cassidy Whitmore	Professional Legal Services	\$2,359.00
14523	6280	Lightborne & Riverwick	Water Sampling Tools	\$521.35
14524	6185	Mail Finance	Postage	\$269.09
14525	6030	Manuel Garcia	Trustee reimbursement	\$100.00
14526	6030	Margaret Finlay	Trustee reimbursement	\$100.00
14527	6030	Mary Su	Trustee reimbursement	\$100.00
14528	6070	Medical Eye Services	Vision premiums	\$259.24
14529	6030	Mike Spence	Trustee reimbursement	\$100.00
14530	6190	Regional Government Services	District Manager Recruitment	\$1,195.07
14531	6030	Richard Barakat	Trustee reimbursement	\$100.00
14532	6072	Robert Kennedy	Reimbursement-Medical premiums-Retired EE	\$172.48
14533	6030	Robert Neher	Trustee reimbursement	\$100.00
14534	6030	Roger Chandler	Trustee reimbursement	\$100.00
14535	6270	Shaffer Awards	District Manager Plaque	\$152.20
14536	6341	The Gas Co	Meter # 1031904, Meter# 13608951	\$143.42
14537	6290	Streamline	Data Migration Services	\$1,750.00
14538	6030	Tim Sandoval	Trustee reimbursement	\$100.00
14539	6315	Telepacific Communications	Monthly Internet	\$1,818.04
14540	6312	Verizon Wireless	Monthly, District field phones	\$1,733.78
14541	6250	Western Weather Group	Weather Station Data Management	\$165.00
<b>Total Accounts Payable April 20, 2017</b>				<b>\$57,401.46</b>

Petty Cash Check	February 2017 Account	Payee	Description	Amount
2473	6232	Kenn Fujioka	Per diem-MVCAC Quaterly	\$120.00
2474	6232	Jared Dever	Per diem-MVCAC Quaterly	\$120.00
<b>Total Petty Cash</b>				<b>\$240.00</b>
<b>Total Payroll</b>				<b>\$188,382.06</b>
<b>Total Accounts Payable</b>				<b>\$176,475.85</b>
<b>TOTAL LIABILITIES</b>				<b>\$365,097.91</b>
<b>Trust Warrant 662</b>				<b>\$365,097.91</b>



SGVMVCD  
Comparative YTD Actual to Full Year Budget  
Current Period 84% of Year Completed  
April 30, 2017

	Current Period Actual	Year-To-Date Actual	Budget Full Year	Remaining Budget	% Of Budget Utilized	
<b>PERSONNEL EXPENSES</b>						
Salaries, Exempt	36,331.02	378,896.32	545,604.00	166,707.68	69.45	
Salaries - Non Exempt	96,696.19	918,433.46	1,209,138.00	290,704.54	75.96	
Salaries - Overtime	0.00	0.00	1,500.00	1,500.00	0.00	
Salaries - Vacation	9,085.66	83,186.16	70,000.00	(13,186.16)	118.84	Exempt employee now charged to this acct
Salaries-Holiday	548.16	85,612.62	69,400.00	(16,212.62)	123.36	Exempt employee now charged to this acct
Salaries, Sick Pay	7,444.73	58,987.83	52,000.00	(6,987.83)	113.44	Exempt employee now charged to this acct
Salaries, Part-time - XH	23,957.75	203,451.31	178,000.00	(25,451.31)	114.30	seasonals
Management Car Allowance	800.00	8,000.00	9,600.00	1,600.00	83.33	
Cafeteria Benefit	20,611.14	214,569.47	260,000.00	45,430.53	82.53	
Hlth Benefits, Ret Emps	300.48	3,285.78	5,520.00	2,234.22	59.53	
Medicare	2,577.69	24,802.16	32,500.00	7,697.84	76.31	
Retirement - Employer	18,758.84	187,529.57	252,000.00	64,470.43	74.42	
Social Security	737.75	8,846.21	7,766.00	(1,080.21)	113.91	seasonals
Post Retirement Benefits	50,000.00	50,000.00	50,000.00	0.00	100.00	One time expense
<b>TOTAL PERSONNEL EXPENSES</b>	<b>267,849.41</b>	<b>2,225,600.89</b>	<b>2,743,028.00</b>	<b>517,427.11</b>	<b>81.14</b>	
<b>OPERATING EXPENSES</b>						
Awards	0.00	1,736.38	1,500.00	(236.38)	115.76	Plaques and service pins
Bank Charges	250.25	1,633.64	9,800.00	8,166.36	16.67	
Board expenses	2,662.85	22,589.25	29,200.00	6,610.75	77.36	
Computer Hardware	0.00	10,214.82	25,000.00	14,785.18	40.86	
Computer Software	907.16	13,212.66	11,000.00	(2,212.66)	120.12	service renewals
Building maintenance	1,686.80	28,938.35	39,500.00	10,561.65	73.26	
Maintenance, equipment	0.00	5,520.00	8,900.00	3,380.00	62.02	
Maintenance, grounds	0.00	1,448.69	4,000.00	2,551.31	36.22	
Computers ,Maintenance	4,400.00	27,965.00	35,000.00	7,035.00	79.90	
Lease Equipment	1,760.08	32,007.02	26,000.00	(6,007.02)	123.10	Annual telephone system lease
Fees & Assessments	0.00	4,148.20	3,800.00	(348.20)	109.16	LAFCO fees
Hiring expenses	220.00	3,264.95	5,000.00	1,735.05	65.30	
VCJPA General Fund	0.00	9,848.00	9,137.00	(711.00)	107.78	one time fee
Insurance, liability	0.00	33,787.00	55,863.00	22,076.00	60.48	
Workers Comp Insurance	0.00	94,186.00	96,081.00	1,895.00	98.03	one time fee
Other Insurance	367.74	1,103.22	2,000.00	896.78	55.16	

SGVMVCD  
Comparative YTD Actual to Full Year Budget  
Current Period 84% of Year Completed  
April 30, 2017

	Current Period Actual	Year-To-Date Actual	Budget Full Year	Remaining Budget	% Of Budget Utilized
Insurance, property	0.00	9,528.00	9,791.00	263.00	97.31 one time fee
Insurance, unemployment	1,172.45	9,182.26	25,000.00	15,817.74	36.73
Legal	3,916.50	25,965.62	12,000.00	(13,965.62)	216.38 District business
Memberships	0.00	16,026.00	20,000.00	3,974.00	80.13 MVCAC dues
Miscellaneous expenses	132.81	2,072.09	3,000.00	927.91	69.07
Postage	1,004.43	5,085.18	3,500.00	(1,585.18)	145.29 Abatement letters
Prof. Services, Auditor	0.00	13,585.00	16,000.00	2,415.00	84.91
Professional Services	1,195.07	37,416.07	40,000.00	2,583.93	93.54 DM recruitment
Research	0.00	8,000.00	8,000.00	0.00	100.00 Barker Grant
Seminars and meetings	378.23	28,257.70	40,000.00	11,742.30	70.64
Tuition Reimbursement	0.00	4,314.50	8,000.00	3,685.50	53.93
Supplies, laboratory	26,612.03	56,462.23	50,000.00	(6,462.23)	112.92 PCR equipment
Supplies, mechanical	1,198.03	12,138.91	30,000.00	17,861.09	40.46
Supplies, gasoline	3,549.58	30,210.71	55,000.00	24,789.29	54.93
Supplies, office	1,148.69	13,948.89	18,000.00	4,051.11	77.49
Supplies, operations	741.74	6,171.62	18,000.00	11,828.38	34.29
Supplies, pesticides	0.00	14,392.17	50,000.00	35,607.83	28.78
Supplies, public informat	3,369.82	27,452.81	35,000.00	7,547.19	78.44
Supplies, reference	0.00	1,078.94	2,000.00	921.06	53.95
Supplies, safety	581.60	11,415.85	10,000.00	(1,415.85)	114.16 Safety boots and equipment
Surveillance, Aerial	0.00	0.00	15,000.00	15,000.00	0.00
Tax Collection	0.00	98,835.06	100,000.00	1,164.94	98.84 one time fee
Communications, field	1,733.78	17,349.91	26,000.00	8,650.09	66.73
Telephone, Internet	899.00	8,990.00	12,000.00	3,010.00	74.92
Telephone, Office	919.04	16,196.74	13,000.00	(3,196.74)	124.59 New telephone equipment
Training, CEU's	350.00	4,790.00	5,000.00	210.00	95.80 certification renewals
Uniforms and clothing	516.78	13,823.25	16,500.00	2,676.75	83.78
Utilities, Electric	2,226.76	27,616.54	39,000.00	11,383.46	70.81
Utilities, Natural Gas	143.42	2,169.08	3,200.00	1,030.92	67.78
Utilities, Water	112.11	1,116.58	2,200.00	1,083.42	50.75
Automobile Lease	6,106.76	54,729.07	63,000.00	8,270.93	86.87
<b>TOTAL OPERATING EXPENSES</b>	<b>69,763.01</b>	<b>869,923.96</b>	<b>1,109,972.00</b>	<b>240,048.04</b>	<b>78.37</b>
<b>TOTAL EXPENSES</b>	<b>337,612.42</b>	<b>3,095,524.85</b>	<b>3,853,000.00</b>	<b>757,475.15</b>	<b>80.34</b>

SGVMVCD  
Comparative YTD Actual to Full Year Budget  
Current Period 84% of Year Completed  
April 30, 2017

	Current Period Actual	Year-To-Date Actual	Budget Full Year	Remaining Budget	% Of Budget Utilized
<b>RESERVES</b>					
Reserve, Unallocated Gene	0.00	0.00	100,000.00	100,000.00	0.00
Reserve, Public Health Em	0.00	0.00	1,326,200.00	1,326,200.00	0.00
Reserve, Capital & Asset	0.00	0.00	612,923.00	612,923.00	0.00
<b>TOTAL RESERVES</b>	0.00	0.00	2,039,123.00	2,039,123.00	0.00

San Gabriel Valley Mosquito & Vector Control District  
Board of Trustees Meeting  
April 14, 2017

MINUTES

Trustees Attending

- 1 Roger Chandler (Arcadia)
- 2 Joseph Rocha (Azusa)
- 3 Rick Barakat (Bradbury)
- 4 Corey Calaycay (Claremont)
- 5 Jamie Bissner (Co. of LA)
- 6 Henry Morgan (Covina)
- 7 Margaret Finlay (Duarte)
- 8 Andre Quintero (El Monte)
- 9 Charles Myers (Glendora)
- 10 Abraham Cruz (Industry)
- 11 Manuel Garcia (Irwindale)
- 12 Dan Holloway (La Puente)
- 13 Robert Neher (La Verne)
- 14 Becky Shevlin (Monrovia)
- 15 Joseph Leon (Monterey Park)
- 16 Tim Sandoval (Pomona)
- 17 Bill Alarcon (Rosemead)
- 18 Emmett Badar (San Dimas)
- 19 Juli Costanzo (San Gabriel)
- 20 John Capoccia (Sierra Madre)
- 21 Cynthia Sternquist (Temple City)
- 22 Mary Su (Walnut)
- 23 Mike Spence (West Covina)

Trustees Absent

- 1 Stephen Sham (Alhambra)

Staff Attending

Kenn Fujioka  
Rose Alba  
Jason Farned  
Esther Elliott  
Carol Anne Hagele  
Ramona Deacon  
Marta Tanaka  
Jared Dever

Mike Jenkins, District Counsel

**1. Call to Order**

Vice President Corey Calaycay called to order at 7:00 AM

**2. Pledge of Allegiance and Silent Roll Call**

Trustee Chandler led the Pledge of Allegiance.

**3. Opportunity for Public Comment on Non-Agenda Items**

None

District Manager Kenn Fujioka introduced Jared Dever.

**4. The Board will meet in closed Session: Anticipation of Litigation: Government Code Section 54956.9 (d)(2) and (e)(5).**

Staff was excused at 7:03 AM while the Board met in Closed Session.

The Board meeting was reconvened at 7:35 AM. Legal Counsel Mike Jenkins stated there was no reportable action.

**5. Consent Calendar**

A motion by Trustee Finlay to approve the Consent Calendar as submitted was seconded and unanimously approved.

- A. List of Claims for March 2017**
- B. Budget Status Report for March 2017**
- C. Minutes of Board of Trustees Meeting March 2017**
- D. Surveillance Report**
- E. Operations Report**
- F. Education Program**
- G. February 2017 Monthly Treasurer Report / District Working Balance for April 2017**

**6. Consider Approving the District Manager's Contract**

A motion by Trustee Finlay to approve the District Manager's contract for Jared Dever was seconded and unanimously approved.

**7. District Administration**

District Manager Fujioka reported that presentations by District's staff were well received at the American Mosquito Control Association Annual Meeting and the Mosquito and Vector Control Association Annual Meeting. Science Programs Manager Wakoli Wekesa was credited for his excellent mentoring and coordination of presentations.

**Public Information Officer**

Public Information Officer Jason Farned reported that he and Kenn are currently working with public health agencies on a Zika Emergency Response Plan. To date 400 volunteers have been trained to help with property inspections and outreach programs.

Jason has trained twenty members of the Tzu Chi Foundation to do *Aedes* and Zika outreach on our behalf. Since last October they have reached nearly 1,000 residents, mostly Chinese speakers at more than 25 events.

Education Specialists Carol Anne Hagele gave 92 presentations in 2016 at schools throughout the District addressing 3,300 students. They hope to introduce more students to vector control through an expansion of the Vector Inspector Program.

Ten high school volunteers have been trained to process water samples

brought in by students. Students finished processing water samples in one hour when it normally took Carol Anne a least one day to complete.

Repellent and mosquito literature were provided for seven District cities' for their evening events.

Throughout the year Jason attended fifteen city council meetings requesting updates. A sign-up sheet was provided for Trustees to request update presentations.

**8. Disease Surveillance**

Reporting for Scientific Program Manager Wakoli Wekesa, Kenn informed Trustees that although Zika virus has dominated the media West Nile virus (WNV) is still the main target of this District. San Bernardino is currently investigating two suspected cases of WNV. With the warmer days and cooler nights *Aedes* has not exploded as anticipated.

**9. Trustee Reports**

None

**10. New Business**

Trustee Myers was very impressed with presentations by District staff at the association meetings.

**11. Adjournment**

A motion to adjourn the meeting was seconded and unanimously approved. The meeting was adjourned at 7:49 AM.

## Operations Report April 2017

### 1. Underground Storm Drain Systems

**Summary:** After many months of equipment preparation and staff training, the Underground Storm Drain (USD) team officially commenced work in the District for 2017. Our efforts in the month of April consisted of geocoding the remaining storm drain access points (manholes) in the district, and setting traps to determine mosquito abundance and establish the baseline data necessary to conduct larvicide treatments. There was a significant increase in adult mosquitoes collected at Normans Nursery in the City of San Gabriel. The USD and surveillance teams set traps and quickly developed a plan for underground treatments. Below is a summary of work accomplished for the month of April:

**Geocoding:** The team geocoded a total of 805 manholes. The cities of Walnut and La Verne are now finished and Rosemead approximately 50% complete. The USD team has geocoded a total of thirteen cities thus far.

#### **Trapping:**

##### El Monte

We set eight CO2 traps in various underground systems that have been trapped previously and are known for adult mosquito activity. These traps captured a total of 75 adult mosquitoes with a mean of 9.3 per trap.

##### San Gabriel

We set ten CO2 traps in two different underground systems. These traps captured a total of 58 mosquitoes with a mean of 5.8 per trap. Two of these traps captured a total of 75 male mosquitoes, indicating a stagnant water source was close to the location the trap was placed.

##### San Gabriel (Unincorp.)

We set eight CO2 traps, and one gravid mosquito trap in two underground systems that drain into the Eaton Wash Flood Channel. The CO2 traps captured 21 adult mosquitoes with a mean of 2.6 per trap, and the gravid trap captured 32 adult mosquitoes.

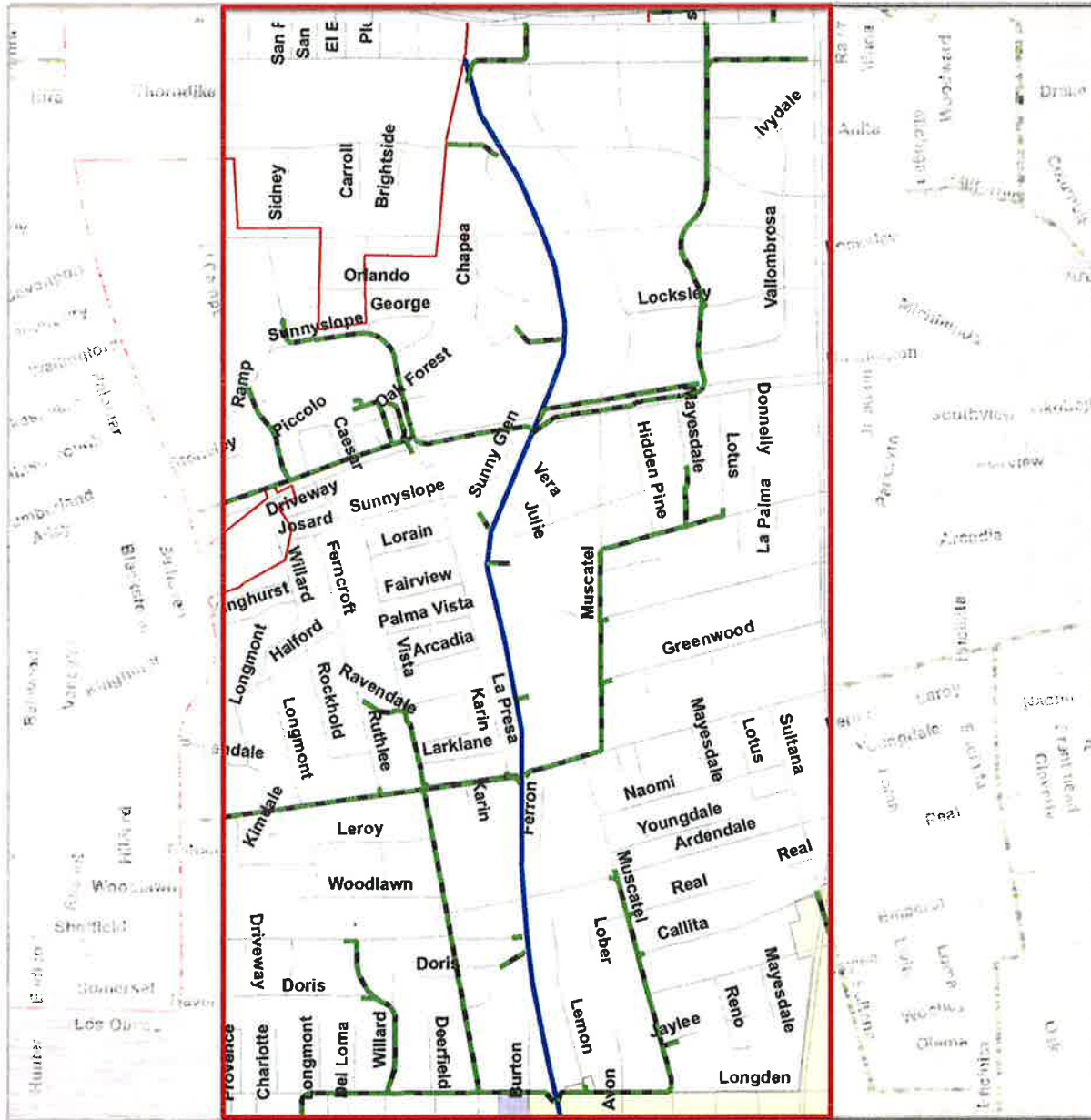
#### **Treatments:**

##### San Gabriel (Unincorp.)

We inspected 22 drains and treated 20 in two underground systems that drain into the Eaton Wash Flood Channel.

In response to our surveillance data, the USD team inspected and treated four underground systems in close proximity to Normans Nursery and the Eaton Wash Flood Channel. Prior to treatment, high numbers of larvae and adult mosquitoes were observed. Post treatment there were no larvae present, and only one adult mosquito was observed by staff. Below is a map of the inspection and treatment area described above.

### San Gabriel (LA 2) Underground Traps and Treatments



— Underground Drain System      — Eaton Wash Flood Channel



## 2. Operations Zone Breeding and Chemical Report for April 2017

Zone	Mosquitoes	Black Flies
1	63 / 114	0 / 0
<b>% breeding</b>	<b>55.26%</b>	<b>0.00%</b>
2	34 / 141	3 / 3
<b>% breeding</b>	<b>24.11%</b>	<b>100.00%</b>
3	48 / 133	3 / 3
<b>% breeding</b>	<b>36.09%</b>	<b>100.00%</b>
4	72 / 164	0 / 0
<b>% breeding</b>	<b>43.90%</b>	<b>0.00%</b>
5	48 / 129	6 / 6
<b>% breeding</b>	<b>37.21%</b>	<b>100.00%</b>
6	32 / 100	4 / 4
<b>% breeding</b>	<b>32.00%</b>	<b>100.00%</b>
7	39 / 170	2 / 2
<b>% breeding</b>	<b>22.94%</b>	<b>100.00%</b>
8	124 / 42	3 / 3
<b>% breeding</b>	<b>295.24%</b>	<b>100.00%</b>
9	45 / 117	2 / 4
<b>% breeding</b>	<b>38.46%</b>	<b>50.00%</b>
10	25 / 75	0 / 0
<b>% breeding</b>	<b>33.33%</b>	<b>0.00%</b>
<b>Total</b>	<b>530 / 1185</b>	<b>23 / 25</b>
<b>This month % breeding to date</b>	<b>44.7%</b>	<b>92.0%</b>

Pesticides Used	
Product	Amount
Agnique MMF® (ounces)	0.00
Altosid Liquid® (ounces)	1.88
Altosid XR® (briquets)	27.00
Altosid WSP® (pouches)	85.00
Coco Bear® (ounces)	391.16
Gambusia (fish)	208.00
Golden Bear® (ounces)	0.00
Kontrol® (ounces)	29.28
Maki® (pounds)	0.00
Metalarv S-PT® (pounds)	7.58
Natular G30® (pounds)	21.40
Natular T30® (tablets)	54.00
Natular XRT® (tablets)	40.00
Sustain MBG® (pounds)	0.00
Vectobac 12AS® (ounces)	2179.14
Vectobac WDG® (pounds)	0.00
Vectolex WDG® (pounds)	0.00
VectoMax WSP® (pouches)	161.00
VectoMax FG® (pounds)	15.17

Zone 1: **Steven Gallegos** - Alhambra, Monterey Park

Zone 2: **Leslie Conner** - Altadena, San Gabriel, and County areas

Zone 3: **Benjamin Waswa** - Arcadia, Sierra Madre

Zone 4: **Ignacio Urena** - El Monte, Rosemead and County areas

Zone 5: **Hendricks Pena** - Bradbury, Duarte, Irwindale, Monrovia

Zone 6: **Antonio Bishop** - Azusa, Glendora and County areas

Zone 7: **Darrin Jones** - West Covina and County Areas

Zone 8: **Marco Gaytan** - Covina, Industry, La Puente, Walnut and County Areas

Zone 9: **Marc Mitchell** - San Dimas, La Verne and County Areas

Zone 10: **Gilbert Holguin** - Claremont, Pomona

## Operations Activities for the Month of April 2017

District Cities	Mosq Insps	Mosq Trmts	Area Treated (Ac)	Blackfly Insps	Blackfly Trmts	Mosq SRs	Fish SRs	Rodent SRs	Blackfly, Midge, other
Alhambra	78	43	0.014		0	3	0	0	1
Altadena	71	21	0.235	0	0	12	0	0	0
Arcadia	123	45	0.032	0	0	10	0	0	0
Azusa	45	14	0.030	16	14	4	1	2	0
Bradbury	22	10	0.014	0	0	0	0	0	0
Claremont	34	12	0.014	0	0	2	1	0	0
Covina	9	43	0.008	0	0	0	0	0	0
Duarte	41	13	0.008	0	0	0	0	0	0
El Monte	93	38	0.040	0	0	0	0	0	0
Glendora	52	17	0.051	0	0	9	0	0	1
Industry	5	20	0.046	0	0	0	0	0	0
Irwindale	18	4	0.001	0	0	0	0	0	0
LA County	154	30	0.200	0	0	5	0	0	0
La Puente	13	33	0.011	0	0	0	0	0	0
La Verne	36	15	0.068	0	0	3	0	0	0
Monrovia	20	5	0.002	6	6	2	0	0	0
Monterey Park	36	20	0.015	0	0	3	0	0	0
Pomona	41	13	0.018	0	0	6	3	0	0
Rosemead	36	27	0.015	0	0	0	0	0	0
San Dimas	39	16	0.765	0	0	4	0	0	0
San Gabriel	25	8	0.002	0	0	2	0	0	0
Sierra Madre	10	3	0.002	0	0	2	0	0	0
Temple City	28	16	0.009	0	0	2	0	0	0
Walnut	15	28	0.851	3	3	0	0	0	0
West Covina	141	36	2.901	0	0	9	1	1	0
<b>Totals</b>	<b>1185</b>	<b>530</b>	<b>5.352</b>	<b>25</b>	<b>23</b>	<b>78</b>	<b>6</b>	<b>3</b>	<b>2</b>

**Summary:** The month of April saw an increase in the number of service requests due to more mosquito activity consistent with rising average daily temperatures. The lack of rainfall shifted our mosquito inspection and treatment efforts to drains, empty swimming pools, debris basins, spreading grounds, and marshes. Known invasive *Aedes* infestation areas are not as productive when compared to the same period in 2016.

While the lower abundance of invasive *Aedes* is welcome, our expectation is that we will see a rapid increase in activity in the summer ahead.

Problematic vector breeding sources and control activities:

- Norman's Nursery in San Gabriel had higher trap counts, prompting inspections at an adjacent vacant nursery as well as flood channel inlet drains where heavy larval development was found.
- Treatments were conducted in the San Gabriel River and Fish Canyon Falls in the City of Azusa, and Snow Creek in the City of Walnut for black fly larval development.

Several residential properties required inspection warrants in order to gain access to potential mosquito breeding sources. Warrants are secured when homeowners have received correction notices and repeatedly refuse entry onto their property.

- Underground surveillance and control activities utilized most of our extra help staff as the mosquito season continued to escalate.
- Numerous service requests were submitted by the public for a marsh in the City of West Covina located on Montezuma Way. In response, staff has conducted multiple inspections, and treated the area with gambusia and larvicides to control the mosquito populations.
- 15 improperly designed and installed drains were discovered at a new housing complex in the City of Claremont. Staff is working with the city to determine the best resolution to the drains, and is also advising on city plans to renovate a dog park that will have an underground reservoir.

### **3. Truck-Mounted Applications**

**Summary:** Due to low mosquito abundance and zero reports of vector-borne disease transmission, truck-mounted applications were not made in April. However, we are ready to respond to the threat of imported or endemic vector-borne disease with adulticide treatments when necessary.

#### 4. Abatement Report for the Month of April 2017

##### Letters, Notices and Warrants for April 2017

The table below summarizes the activities for the abatement process in the month of April 2017. Uncooperative residents or property owners receive letters requesting access to inspect. If letters are ignored, inspection warrants are then obtained. Property owners who failed to comply with specialists suggestions to resolve vector related concerns were issued either notices of correction, violation, or public nuisance.

Please note that for the month of April seven correction notices and six violation notices were issued. Additionally, one inspection letter was sent out.

Several properties that have not complied with notices received in recent months may result in Notice of Public Nuisances coming before the Hearing Committee.

	Letters Sent	Access given	Warrant Needed	Notice of Correction	Notice of Violation	Notice of Public Nuisance
<b>January</b>	0	0	2	4	0	0
<b>February</b>	2	1	2	8	2	0
<b>March</b>	2	0	3	7	5	0
<b>April</b>	1	0	0	7	6	0
<b>YTD/2017</b>	<b>5</b>	<b>1</b>	<b>7</b>	<b>26</b>	<b>13</b>	<b>0</b>

#### 5. Abatement Update

The table below summarizes the properties to date that have been evaluated by the Board's Abatement Hearing Committee.

Hearing Date	Address	City	Status
12/14/2015	2142 Wilkes Ct	Claremont	04/17/2017 Pool functional. Above ground spa holding water and breeding.
02/08/2016	11328 Lambert Ave	El Monte	04/20/2017 Pool functional. Will continue to monitor

04/11/2016	932 Prock St	Pomona	04/26/2017 Pool breeding. Treated accordingly.
05/09/2016	659 N. Waterbury	Covina	04/24/2017 Pool empty. Vegetation still not removed.
05/09/2016	3817 E. California Blvd.	LA Unincorp	04/28/2017 Both pool and spa empty with dry dirt at bottom.
07/11/2016	2236 Arthur Way	La Verne	04/27/2017 Functional/Resolved. Both the pool and spa have been repaired.
10/10/2016	20320 New Rochelle Ave.	Walnut	04/17/2017 Pool and spa holding clear water with sediment at the bottom. Owner is in process of selling property.
12/12/2016	1057 E. Thelborne St.	West Covina	12/20/2016 Functional/Resolved. *No longer routinely inspected
12/12/2016	1852 E. Walnut Creek Parkway	West Covina	12/12/2016 Functional/Resolved. *No longer routinely inspected
12/12/2016	5556 Baldwin Ave.	Temple City	04/24/2017 Gate locked. No access for inspection. Visual of pool shows wood deck and plastic cover. Will obtain warrant if needed.
01/09/2017	11328 Lambert Ave.	El Monte	04/20/2017 Pool functional. Will continue to monitor
01/09/2017	544 Bowling Green Dr.	Claremont	04/20/2017 Pool green no breeding found.
01/09/2017	830 W. Bagnall St.	Glendora	04/28/2017 Gate locked. Visual from neighbor's yard shows non-functional state.
02/13/2017	16329 Doublegrove St.	La Puente	04/14/2017 Functional/Resolved.

**Comments**

The District is making progress through the abatement program as illustrated by the process summarized above. Three pools that have been through the abatement process have been restored to a clean and functional state in the past month. This successfully resolves some of our most problematic sources.

As we refine the abatement process, we hope that property owners and residents will continue to cooperate with our staff for the mutual benefit of public health.

## Surveillance Activities during April 2017

### I. Mosquito Collections and Mosquito Pools for Arbovirus Surveillance

Location	Mean mosquitoes per trap	
	CO <sub>2</sub>	Gravid
Eaton Cyn Ntr. Ctr. – Altadena	2.0	29.5*▪
LA Arboretum – Arcadia	0.0	19.5*
Santa Anita Racetrack- Arcadia	0.0	91.5*
San Gabriel River- Azusa	0.0▪	40.0*
Rainbow Ranch – Azusa	0.0	9.5*
Bernard Bio Station – Claremont	0.5	14.5*
Higginbotham Park – Claremont	37.0*	28.5*▪
El Monte Drains – El Monte	9.3*	
Los Cerritos Ave– Glendora	5.0	63.5*▪
South Hills Park – Glendora	26.0*▪	64.0*▪
California Country Club- Industry	0.0	94.0*
Santa Fe Dam – Irwindale	0.0	31.0*
Golden Hills Park - La Verne	8.0	40.5*
Mont Park Cty Yd/Garvey Park	2.5	26.5*
Cal Poly Univ – Pomona	0.5*	88.0*
San Dimas Canyon Pk– San Dimas	0.0	56.0*
Norman’s Nursery – San Gabriel (4/12)		135.5*
Norman’s Nursery – San Gabriel (4/20)		305.0*
San Gabriel/Norman’s Drains – San Gabriel (4/20)	29.0*	
San Gabriel/Norman’s Drains – San Gabriel (4/26)	3.0*	32.0*
Cortez Park – West Covina	5.0	245.5*

\* Mosquito pool(s) tested

▪ Black flies present

No mosquitoes collected within the District in April tested positive for WNV nor have there been any mosquito pools within California positive for WNV in 2017.

### II. Dead Birds

No dead birds have tested positive for WNV in California in April. In 2017, there have been three positive dead birds in California, none in the District.

### III. Sentinel Chicken Sera

No sentinel chickens in California have tested positive for WNV in 2017.

### IV. Human Illness

This first and only human infection with West Nile virus in 2017 within California was reported from Kings County in April.

## V. Mean Maximum-Minimum Temperatures (degrees Fahrenheit)

	LA Civic Ctr max/min T°	Burbank max/min T°	Pasadena max/min T°	San Gabriel max/min T°	Ontario max/min T°	District max/min T°
Apr 2017	77.9/57.8	77.5/55.1	78.9/52.3	78.5/54.5	79.7/53.1	82.6/55.5
Apr 2016	75.8/57.4	75.8/54.6	77.4/56.2	75.4/54.8	78.8/54.1	80.4/55.2
Apr 2015	75.7/55.9	76.2/53.9	77.2/55.1	n/a	77.8/53.4	80.3/54.3
Apr 2014	74.5/55.5	76.3/53.7	78.5/54.7	76.3/53.9	78.8/54.0	81.6/54.2
Apr 5-yr mean	74.0/55.6	75.6/53.9	76.7/54.7	n/a	77.6/52.9	79.7/54.0
Apr 2004	74.5/57.0	74.5/54.0	76.4/56.0	75.5/52.7	77.9/50.7	

## Precipitation

	LA Civic Ctr	Burbank	Pasadena	San Gabriel	Ontario	District
Apr 2017	0.08	0.09	0.06	0.04	0.04	0.02
Apr 2016	0.11	0.29	0.66	0.30	0.29	0.46
Apr 2015	0.13	0.25	0.03	n/a	0.50	0.45
Apr 2014	0.27	0.00	0.39	n/a	0.75	0.44
Apr 5-yr mean	0.45	0.55	0.84	n/a	0.54	0.68
Apr 2004	1.20	0.61	0.26	1.32	0.52	

## VI. *Aedes albopictus*

In the month of April there were 56 sites positive for *Aedes albopictus* out of 1161 sites inspected. In 2017, *Ae. albopictus* has been found at a total of 103 sites. No *Ae. aegypti* or *Ae. notoscriptus* has been found in 2017. Please see attached map.

## VII. Black Fly

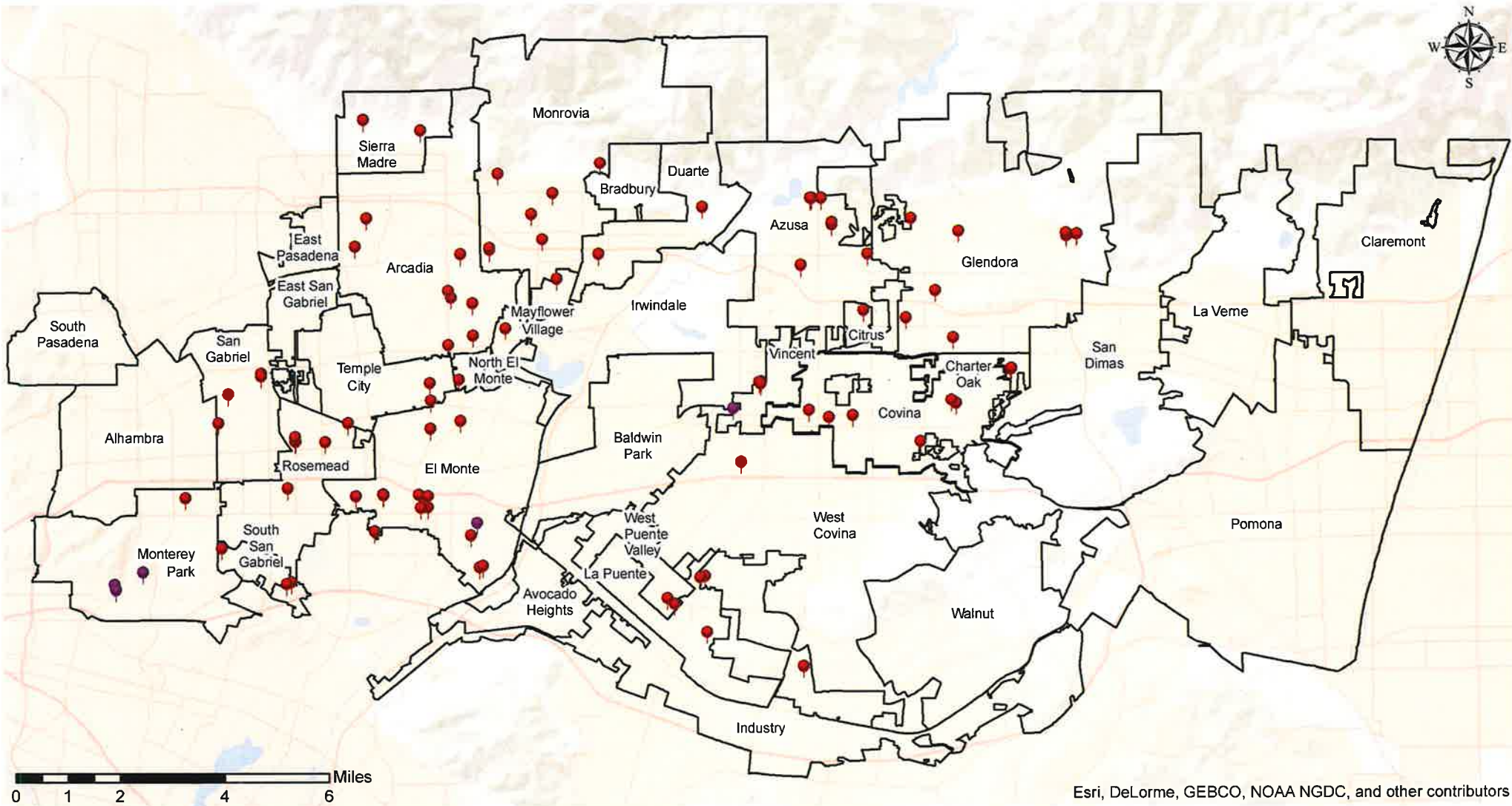
In April 2017, black fly adults were found in Carbon dioxide baited traps in the cities of Altadena, Claremont, Glendora, and La Verne.

## VIII. Notes:

In 2017, SGVMVCD purchased a quantitative Real Time- Polymerase Chain Reaction (RT-PCR) to enhance our surveillance capabilities. The instrument is used to amplify a targeted RNA molecule, in this case West Nile virus, in real time. Training was conducted with Justin Liao of Life Technologies. Trial runs testing mosquitoes for West Nile virus have been successful. Proficiency panels were sent by the Center for Vectorborne Diseases on the University of Davis campus to agencies conducting in house testing as part of the California Vectorborne Disease Surveillance System. The samples were analyzed using our new RT-PCR system by Dr. Wakoli Wekesa and Kimberly Nelson with additional samples tested using our standard RAMP. The results have been submitted and will be compared to results from other agencies. This process helps to assure that the tests conducted by all agencies including SGVMVCD are accurate and accepted by our peers.





# 2017 *Aedes* Infestation



Esri, DeLorme, GEBCO, NOAA NGDC, and other contributors



## Invasive Species

-  *Ae. aegypti*
-  *Ae. albopictus*

### *Ae. albopictus* Cities (14)

- |               |              |
|---------------|--------------|
| Arcadia       | San Gabriel  |
| Azusa         | Sierra Madre |
| Covina        | Temple City  |
| Duarte        | West Covina  |
| El Monte      |              |
| Glendora      |              |
| La Puente     |              |
| Monrovia      |              |
| Monterey Park |              |
| Rosemead      |              |

### *Ae. notoscriptus* Cities (0)

### *Ae. aegypti* Cities (3)

- Covina
- El Monte
- Monterey Park

Item 4E



**Status of Education Program**  
April 2017

**Website**

Our site saw 11,322 visitors in March, of which 360 were new unique visitors.

**Social Media**

See attached report

**Updates**

The District participated in two multi-agency Zika outreach events in April. The first was a workshop attended by 60 city officials and organization leaders to learn about Zika and what can be done in terms of prevention and response. The other was a public health safety drill that included LACDP and Greater LA County Vector Control District, where 75 volunteers and 35 public health officials practiced a coordinated response to a hypothetical locally acquired case of Zika. During the drill 200 homes were visited and over 100 properties were inspected.

**Outreach Activities**

<b>Outreach Activities in April 2017</b>		
	<b># Reached</b>	<b>City/Region</b>
<b>Literature, Fairs and Presentations</b>		
St. Thomas More School (Preschool and Kindergarten)	39	Alhambra
Vector Inspectors Program Assembly at Pearl Prep School	126	Arcadia
Public Health Week (Fair)	25	Monrovia
Fullerton Public Health Students presentation and tour	9	West Covina
THINK Together Afterschool Program, Paramount Elem.	112	Azusa
Sanitation Districts Earth Day Festival (with GLACVCD)	448	Whittier
Virgin Mary Preschool Presentation	35	Alhambra
St. Mark's School First Grade Science	46	Alta Dena
Temple City Christian Preschool	30	Temple City
Ekstrand Elementary School Second Grade	92	San Dimas
Pomona Emergency Prep Expo	15	Pomona
Charter Oak Public Library Parent Workshop	15	Covina
Keep Zika Out-reach (with GLACVCD and Tsu Chi)	60	South El Monte
Ekstrand Elementary School Kindergarten	78	San Dimas

	ZAP Field Exercise at El Monte Community Center	N/A	El Monte
	Monrovia MAP Workshop	60	Monrovia
	THINK Together Afterschool Program, Powell Elementary	90	Azusa
	Gladstone Elementary First Grade Presentations	94	San Dimas
	Gidley School Open House (VIP Information)	60	El Monte
<b>Total # Reached For April</b>			
	Total Outreach	<b>1,434</b>	
	Total Social Media Reach	<b>46,900</b>	

**Upcoming Events for May:**

8 May	San Jose Charter Academy 7 <sup>th</sup> Grade Science	West Covina
9 May	San Jose Charter Academy 7 <sup>th</sup> Grade Science	West Covina
9 May	Sierra Madre Kiwanis	Sierra Madre
10 May	San Jose Academy VIP Assembly (7 <sup>th</sup> Grade Science)	West Covina
11 May	Parent Presentation for Charles H. Lee Elementary	Azusa
12 May	SGVMVCD Board Meeting 7:00 AM Admin Board Room	West Covina
13 May	State Resources Fair	Baldwin Park
15 May	VIP Water Analysis Team (San Jose Charter Academy)	South El Monte
19 May	Hodge Elementary THINK Together Program	Azusa
20 May	Pomona Environmental Expo	Pomona
22 May	Cherrylee Elementary multiple grades (5 Presentations)	El Monte
23 May	Cherrylee Elementary multiple grades (5 Presentations)	El Monte
24 May	Mountain View Elementary THINK Together Program	Azusa
29 May	Memorial Day – District Office Closed	West Covina

# Social Media Report: April 2017



## Top Tweet

**SGVmosquito** @SGVmosquito  
Today kicks off #MosquitoWeek

Are you keeping yourself safe from mosquitoes and mosquito-borne diseases? [pic.twitter.com/hBIRwN6Bdt](http://pic.twitter.com/hBIRwN6Bdt)

### #MosquitoWeek

*The deadliest animal in the world.*

Impressions	1,257
Media views	164
Total engagements	43
Detail expands	15
Media engagements	9
Retweets	8

## Summary

Tweets	10	Tweet impressions	7.9K
Mentions	19	Profile visits	210
New followers	9	Total followers	747

## Engagement



12 Total Link Clicks



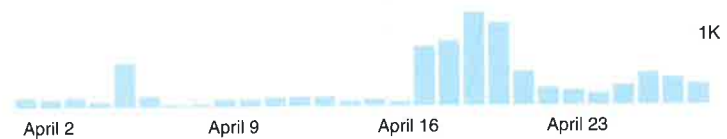
13 Total Likes



19 Retweets

## Tweet Daily Activity

8.4K total impressions 300 impressions per day



## Summary

Posts	18	Comments	186
Shares	197	Reactions	480
Total followers	4554	New followers	6

## Top Post

**San Gabriel Valley Mosquito & Vector Control District**  
Published by SGV Mosquito on April 3 at 9:29am

"Have you seen these insects? Many think they are giant mosquitoes... they are properly called crane flies, and while interesting and perhaps, annoying, they are nothing to be afraid of, says Chris Conlan, San Diego County's supervising vector ecologist."



### How Well Do You Know The Crane Fly?

While spring is peak season for crane flies, they are actually around all year round.

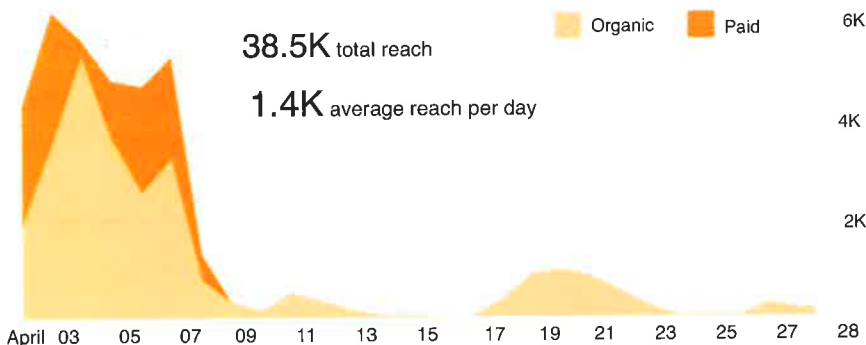
17,739 People Reached

613 Reactions, Comments & Shares

271 Like	113 On Post	158 On Shares
167 Comments	36 On Post	131 On Shares
144 Shares	144 On Post	0 On Shares

1,443 Post Clicks

## Total Reach



**May 12, 2017**

**Item 4G**

**HONORABLE PRESIDENT AND MEMBERS OF THE BOARD OF TRUSTEES,  
SAN GABRIEL VALLEY MOSQUITO & VECTOR CONTROL DISTRICT**


**SUBJECT: May 1, 2017 District Working Fund Balance**

April 1, 2017 balance: \$4,258,140.04

April 1-30, 2017 expenditures: \$365,097.91

**May 1, 2017 Working Fund Balance: \$3,893,042.13**

**Respectfully Submitted:**



**Jared Dever  
District Manager**

**Treasurer's Report-March 2017**  
**San Gabriel Valley Mosquito and Vector Control District**

The attached Treasurer's Report is for March 2017.

The Total of All Funds Balance is \$4,258,140.04

All investments that were made by the District comply with our current investment policy. The District can meet all expenditures for the next six months with funds from the revolving fund, Los Angeles County operating pool, and the LAIF.

I certify that the above statements and attached Treasurer's Report are true and accurate to the best of my knowledge.



A handwritten signature in blue ink, appearing to read 'M. Finlay', is written over a horizontal line. The signature is stylized and extends downwards with a long, vertical flourish.

Margaret Finlay, Board Treasurer

**San Gabriel Valley Mosquito and Vector Control District  
Treasurer's Report (based on Balance Sheet Detail Activity Report,  
Period 9, FY 2017 received on April 18, 2017)**

Item 4G

Investment Vehicle	Yield	Beginning Balance	Transaction	Deposit (Withdrawal)	Source	Ending Balance
Local Agency Investment Fund (LAIF)	0.68%	\$1,334,070.64	interest		LAIF Statement (Mar 2017)	\$1,334,070.64

Maturity Date: Perpetual  
Interest rate as of Sep 30 2016

Investment Vehicle	Yield	Beginning Balance	Transaction	Deposit (Withdrawal)	Source	Ending Balance
Los Angeles County Pool	0.82%	\$2,564,053.92	interest assessment trust warrant 660	\$1,181.34 \$6.13 (\$295,802.88)	ND 24 Per 9 ND 24 Per 9 ND 24 Per 9	\$2,269,438.51

Maturity Date: Perpetual  
Interest rate as of Jun 30 2016

Investment Vehicle	Beginning Balance	Transaction	Deposit (Withdrawal)	Source	Ending Balance
Citizens Bank Revolving Fund	\$203,647.50	Deb Activity-Mar 2017 Sweep Trust Warrant 660 US Bank Rebate Vending machine Staples, credit refund	(\$586,015.87) \$285,681.38 \$295,802.88 \$575.61 \$254.00 \$54.50	CB Statement Mar 2017	\$200,000.00

Investment Vehicle	Beginning Balance	Transaction	Deposit (Withdrawal)	Source	Ending Balance
Citizens Bank Sweep Account	\$452,644.23	Deb Activity-Mar 2017 Deposit	(\$285,681.38) \$287,668.04	CB Statement Feb 2017	\$454,630.89

<b>Total Beginning Balance</b>	<b>\$4,554,416.29</b>			<b>Total End Balance</b>	<b>\$4,258,140.04</b>
--------------------------------	-----------------------	--	--	--------------------------	-----------------------

# San Gabriel Valley Mosquito and Vector Control District District Manager's Report

---

**Date:** May 12, 2017 Item 5

**Meeting of:** San Gabriel Valley Mosquito & Vector Control District Board of Trustees

**Subject:** Consider Nominating a Candidate for Southern Network, Seat C on the California Special District Association (CSDA) Board of Directors for the 2018-2020 Term

**Reference:** Attached

## Background

The California Special District Association (CSDA) is seeking candidates for Seat C on their Board of Directors. A copy of the notice from the CSDA is attached; the requirements for the position are:

1. Attend bi-monthly meetings in Sacramento
2. Participate on at least one committee which meets 3-5 times a year in Sacramento
3. Attend the CSDA's annual Legislative Day and Annual Conference
4. Complete all four modules of the CSDA's Special District Leadership Academy within two years

The manager and Trustees from this District are eligible to be nominated.

## Manager's Recommendation

Consider nominating a candidate for Seat C.

## Alternative

Do not nominate a candidate.

## Fiscal Impact

Due to the frequency of required travel, the projects fiscal impact to the District is approximately \$3,000 per year for air travel to monthly meetings, \$2,400 for per diem, and \$3,000 for lodging. The CSDA reimburses Directors for Board and Committee meetings as outlined in their Board policy.

Respectfully submitted,



**Jared Dever**  
District Manager

RECEIVED

FEB 21 2017

SGVMVCD



**California Special  
Districts Association**

*Districts Stronger Together*

**DATE:** February 17, 2017  
**TO:** CSDA Voting Member Presidents and General Managers  
**FROM:** CSDA Elections and Bylaws Committee  
**SUBJECT: CSDA BOARD OF DIRECTORS CALL FOR NOMINATIONS  
SEAT C**

---

The Elections and Bylaws Committee is looking for Independent Special District Board Members or their General Managers who are interested in leading the direction of the California Special Districts Association for the 2018 - 2020 term.

The leadership of CSDA is elected from its six geographical networks. Each of the six networks has three seats on the Board with staggered 3-year terms. Candidates must be affiliated with an independent special district that is a CSDA Regular member located within the geographic network that they seek to represent. (See attached Network Map)

The CSDA Board of Directors is the governing body responsible for all policy decisions related to CSDA's member services, legislative advocacy, education and resources. The Board of Directors is crucial to the operation of the Association and to the representation of the common interests of all California's special districts before the Legislature and the State Administration. Serving on the Board requires one's interest in the issues confronting special districts statewide.

**Commitment and Expectations:**

- Attend all Board meetings, held every other month at the CSDA office in Sacramento.
- Participate on at least one committee, meets 3-5 times a year at the CSDA office in Sacramento.  
*(CSDA reimburses Directors for their related expenses for Board and committee meetings as outlined in Board policy).*
- Attend CSDA's two annual events: Special Districts Legislative Days - held in the spring, and the CSDA Annual Conference - held in the fall.
- Complete all four modules of CSDA's Special District Leadership Academy within 2 years.  
*(CSDA does not reimburse for expenses for the two conferences or the Academy classes even if a Board or committee meeting is held in conjunction with the events).*



**Nomination Procedures:** Any Regular Member in good standing is eligible to nominate one person, a board member or managerial employee (as defined by that district's Board of Directors), for election to the CSDA Board of Directors. **A copy of the member district's resolution or minute action and Candidate Information Sheet must accompany the nomination. The deadline for receiving nominations is May 19, 2017.** Nominations and supporting documentation may be mailed or faxed.

Nominees will receive a Candidate's Packet in the mail. The packet will include campaign guidelines.

CSDA will mail ballots on June 2<sup>nd</sup>. The ballots must be received by CSDA no later than 5:00 p.m. August 4, 2017. The successful candidates will be notified no later than August 8, 2017. All selected Board Members will be introduced at the Annual Conference in Monterey, CA in September 2017.

### **Expiring Terms**

(See enclosed map for Network breakdown)

<b>Northern Network</b>	Seat C Fred Ryness, Burney Water District*
<b>Sierra Network</b>	Seat C Peter Kampa, Saddle Creek Community Services District*
<b>Bay Area Network</b>	Seat C Stanley Caldwell, Mt. View Sanitary District*
<b>Central Network</b>	Seat C Sandi Miller, Selma Cemetery District*
<b>Coastal Network</b>	Seat C Vincent Ferrante, Moss Landing Harbor District*
<b>Southern Network</b>	Seat C Arlene Schafer, Costa Mesa Sanitary District*

(\* = Incumbent is running for re-election)

If you have any questions, please contact Beth Hummel at 877-924-CSDA or [bethh@csga.net](mailto:bethh@csga.net).

**San Gabriel Valley Mosquito and Vector Control District  
District Manager's Report**

---

**Date:** May 12, 2017 **Items 6**

**Meeting of:** San Gabriel Valley Mosquito and Vector Control District Board of Trustees

**Subject** Consider Approving the Joint Tax Transfer Resolution Between the San Gabriel Valley Mosquito and Vector Control District, Los Angeles County and the city of Pasadena (Resolution 2017-03) for Annexation No. 2016-34.

**Reference:** Attached

**Background**

As part of the process to annex the city of Pasadena the Board must approve the attached joint resolutions which must be approved by the County Board of Supervisors, the District, and the city of Pasadena..

Since the District was formed after 1982, it receives no share of *ad valorem* property taxes; thus there is no financial impact to any of the signatories.

**Manager's Recommendation**

Approve Resolution 2017-03


**Alternatives**

Do not approve the Resolution

**Financial Impact**

None

**Respectfully submitted,**



**Jared Dever  
District Manager**



County of Los Angeles  
**CHIEF EXECUTIVE OFFICE**

Kenneth Hahn Hall of Administration  
500 West Temple Street, Room 713, Los Angeles, California 90012  
(213) 974-1101  
<http://ceo.lacounty.gov>

SACHI A. HAMAI  
Chief Executive Officer

Board of Supervisors  
HILDA L. SOLIS  
First District

MARK RIDLEY-THOMAS  
Second District

SHEILA KUEHL  
Third District

JANICE HAHN  
Fourth District

KATHRYN BARGER  
Fifth District

May 4, 2017

Kenn K. Fujioka, District Manager  
San Gabriel Valley Mosquito and Vector Control District  
1145 N. Azusa Canyon Road  
West Covina, CA 91790

Dear Mr. Fujioka:

**JOINT TAX TRANSFER RESOLUTION BETWEEN THE SAN GABRIEL VALLEY MOSQUITO  
AND VECTOR CONTROL DISTRICT, LOS ANGELES COUNTY, AND  
THE CITY OF PASADENA (ANNEXATION 2016-34)**

Enclosed is a complete copy of the Joint Tax Transfer Resolution (Resolution) to be adopted by your agency, including five (5) pages for original signatures.

The five original signature pages are required to ensure that each affected agency receives a fully executed Resolution for each annexation with original signatures. Please assist our Office in facilitating the processing of the enclosed Resolution by executing and returning all of the original signature pages to:

Jason Tajima  
Chief Executive Office – Office of Unincorporated Area Services  
723 Kenneth Hahn Hall of Administration  
500 West Temple Street  
Los Angeles, CA 90012

Please return the original signature pages at your earliest convenience. If you have any questions, please contact Jason Tajima at (213) 974-1145.

Sincerely,

DAVID P. HOWARD  
Assistant Chief Executive Officer  
Asset Management Branch

DPH:DSP  
JT:ns

Enclosures

## **Resolution 2017-03**

### **JOINT RESOLUTION OF THE BOARD OF SUPERVISORS OF THE COUNTY OF LOS ANGELES AND THE GOVERNING BODIES OF THE SAN GABRIEL VALLEY MOSQUITO AND VECTOR CONTROL DISTRICT AND THE CITY OF PASADENA, APPROVING AND ACCEPTING THE NEGOTIATED EXCHANGE OF PROPERTY TAX REVENUE RESULTING FROM ANNEXATION NO. 2016-34 TO THE SAN GABRIEL VALLEY MOSQUITO AND VECTOR CONTROL DISTRICT**

**WHEREAS**, pursuant to Section 99 of the Revenue and Taxation Code, for specified jurisdictional changes, the governing bodies of affected agencies shall negotiate and determine the amount of property tax revenue to be exchanged between the affected agencies; and

**WHEREAS**, the Board of Supervisors of the County of Los Angeles, and the governing bodies of the San Gabriel Valley Mosquito and Vector Control District and the City of Pasadena have determined the amount of property tax revenue to be exchanged between their respective agencies as a result of Annexation No. 2016-34 to the San Gabriel Valley Mosquito and Vector Control District is as set forth below:

**NOW, THEREFORE, BE IT RESOLVED** as follows:

1. The negotiated exchange of property tax revenue between the San Gabriel Valley Mosquito and Vector Control District ("District"), County of Los Angeles, and the City of Pasadena resulting from Annexation No. 2016-34 is approved and accepted.

2. The District does not currently receive any portion of ad valorem property tax revenue for the purpose of financing the mosquito and vector control services provided by the District; such services are presently financed through a benefit assessment assessed against each assessable parcel of property located within the boundaries of the District. The District will seek to have its benefit assessment extended to the annexed territories to pay for the services to be provided by the District in those areas. Therefore, Zero Percent (0%) of the annual property tax growth shall be transferred to the District as a result of Annexation No. 2016-34 to the District.

3. There shall be no additional transfer of property taxes as a result of Annexation No. 2016-34.

# San Gabriel Valley Mosquito & Vector Control District

1145 North Azusa Canyon Road, West Covina, CA 91790

Friday, May 12, 2017

**The Finance Committee  
will meet immediately after the Board Adjourns**

## **Agenda**

1. **Call to Order and Roll Call**
2. **Opportunity for Public Comment on Non-Agenda Items**  
*(Individual Public Comments may be limited to a 3-minute or less time limit)  
During Public Comments, the public may address the Board on any issue within the District's jurisdiction which is not on the agenda. The public may comment on any item on the Agenda at the time that item is before the Board for consideration. There will be no dialog between the Board and the Commenter. Any clarifying questions from the Board must go through the Board President.*
3. **Consider Draft Budget for Fiscal Year 2017 -2018 \***  
(District Manager) (Action Required)
4. **Other Item for Discussion**  
(District Manager)
5. **Adjourn**

### Finance Committee

**Margaret Finlay, Chairperson**  
**Jamie Bissner**  
**Joseph Leon**  
**Henry Morgan**

**Andre Quintero**  
**Joe Rocha**  
**Stephan Sham**

### CERTIFICATE OF POSTING

“This agenda shall be made available upon request in alternative formats to persons with a disability as required by the American with Disabilities Act of 1990 (42 U.S.C. § 12132) and the Ralph M. Brown Act (California Government Code §54954.2). Persons requesting a disability related modification or accommodation in order to participate in the meeting should contact the San Gabriel Valley Mosquito and Vector Control District at (626-814-9466), during regular business hours, at least twenty-four hours prior to the time of the meeting.”

“Materials related to an item on the Agenda submitted after distribution of the agenda packet are available for public inspection in the San Gabriel Valley Mosquito & Vector Control District Office located at 1145 North Azusa Canyon Road, West Covina, CA 91790 during normal business hours.”



---

Esther Elliott, Clerk of the Board  
San Gabriel Valley MVCD

# San Gabriel Valley Mosquito and Vector Control District District Manager's Report

---

**Date:** May 12, 2017 **Item 3**

**Meeting of:** San Gabriel Valley Mosquito & Vector Control District Board of Trustees Finance Committee

**Subject** Consider DRAFT Budget for Fiscal Year 2017-2018

**References:** Attached

## Background

The Board's Personnel Committee at its April 7th meeting approved the personnel expenses for the draft budget for Fiscal Year 2017-2018. The important components which impact it are discussed below.

### *Annexations*

It is not certain whether the annexation process for the Cities of Baldwin Park, Pasadena, and South Pasadena will be completed in time for the District to collect benefit assessments for FY 2018. Currently South Pasadena has signed its negative tax exchange resolution and Pasadena is waiting for the County Board of Supervisors to approve their application to annex into the District. To date Baldwin Park has not notified us of their progress. We hope that the annexations will be complete by June 30 of this year so we can begin providing services; we have increased the number of staff to address this.

### *Converting Limited Term Positions*

In Fiscal Year 2016, the District created and hired eight full-time limited term positions (three vector control specialists, two assistant vector ecologists, one office assistant, one data analyst, and one buildings and grounds maintenance worker) to address an increasing scope of work. Their work has only increased since then as invasive *Aedes* and their ability to transmit new diseases expands. We propose to convert these positions to regular full-time.

### *Grants*

For Fiscal Year 2018, the District will receive \$120,000 in federal Epidemiology and Laboratory Capacity (ELC) funding through the Los Angeles County Department of Public Health. We propose using these funds to support hiring three limited term vector control specialists to provide inspection and control for invasive *Aedes* in the District and possibly the cities of Baldwin Park, Pasadena, and South Pasadena.

*Other New Positions*

We propose budgeting for a limited term full-time Creative Services Specialist (Attachment 2). Previously, this was a seasonal position. However the District's Public Information Officer and Education Specialist have reached the maximum number of events in which they can participate, and there is a growing demand for their services. Also active participation in social media is now essential; this position will help the District increase and maintain its presence and deliver our message.

In Fiscal Year 2018 we propose increasing the resources for controlling mosquitoes in our underground storm drain systems which provides year round habitat for mosquitoes infected with West Nile virus. Also, invasive *Aedes* have been found in the underground system in the Greater Los Angeles County Vector Control District's jurisdiction; we think a similar situation could easily exist in our District. Data we collected last year indicate that controlling mosquitoes underground also reaps favorable results above ground. We propose hiring a limited term vector control specialist and two extra-help vector technicians who will inspect the District's underground storm drain system and control mosquitoes they find.

*Cost of Living Allowance*

The Board considers each year a Cost of Living Allowance based on the February federal Consumer Price Index (CPI) for the Los Angeles-Orange-Riverside County area (attached). For February 2017 The CPI is 2.5 percent. The impact to the budget is approximately \$70,000.

**Assessment**

The draft budget will not increase the assessment for FY 2017-2018.


**Manager's Recommendation**

Consider the draft budget, make necessary adjustments and forward it to the Board to consider at its June meeting.

**Alternative**

Continue the draft budget to another meeting of this Committee

**Respectfully submitted,**



**Jared Dever  
District Manager**



**San Gabriel Valley Mosquito and Vector Control District  
Proposed Budget FY 2017-2018**

**DRAFT**

**REVENUE**

Account Number	Description	FY 2017 Actuals est Jun 30 2017	FY 2017 Budget	Difference 2017 Actuals - 2017 Budget	Proposed FY 2018	Difference 2018 Proposed - 2017 Actuals	Difference 2018 Proposed - 2017 Budget
1100	Benefit Estimate	\$3,813,962	\$3,776,200	\$37,762	\$3,744,165	-\$37,762	-\$32,035
1100	Benefit Estimate, New Cities	\$0	\$0	\$0	\$704,201	\$704,201	\$704,201
1110	PY Income, LA County	\$64,761	\$55,000	\$9,761	\$59,000	-\$5,761	\$4,000
	Other Income (ELC Grant)	\$0	\$0	\$0	\$120,000	\$120,000	\$120,000
1410	Interest, LA County	\$18,000	\$17,000	\$1,000	\$20,000	\$2,000	\$3,000
1415	Interest, Citizens Sweep	\$850	\$700	\$150	\$800	-\$50	\$100
1420	Interest, LAIF	\$8,000	\$4,100	\$3,900	\$8,000	\$0	\$3,900
<b>Total Revenue</b>		<b>\$3,905,573</b>	<b>\$3,853,000</b>	<b>\$52,573</b>	<b>\$904,001</b>	<b>\$782,628</b>	<b>\$803,166</b>

**PERSONNEL EXPENSES**

Account Number	Description	FY 2017 Actuals est Jun 30 2017	FY 2017 Budget	Difference 2017 Actuals - 2017 Budget	Proposed FY 2018	Difference 2018 Proposed - 2017 Actuals	Difference 2018 Proposed - 2017 Budget
<b>Wages (Full Time)</b>							
6210	Salaries, Exempt	\$479,000	\$545,604	-\$66,604	\$492,763	\$13,763	-\$52,841
6212	Salaries, Non-Exempt	\$1,158,000	\$1,209,138	-\$51,138	\$1,513,900	\$355,900	\$304,762
6216	Salaries, Overtime	\$0	\$1,500	-\$1,500	\$1,500	\$1,500	\$0
<b>Sub Total</b>		<b>\$1,637,000</b>	<b>\$1,756,242</b>	<b>-\$119,242</b>	<b>\$ 2,008,163</b>	<b>\$371,163</b>	<b>\$251,921</b>

**Wages (Temporary)**

6230	Salaries	\$219,000	\$178,000	\$41,000	\$450,000	\$231,000	\$272,000
6231	Salaries, Overtime	\$0	\$0	\$0	\$0	\$0	\$0
<b>Sub Total</b>		<b>\$219,000</b>	<b>\$178,000</b>	<b>\$41,000</b>	<b>\$ 450,000</b>	<b>\$231,000</b>	<b>\$272,000</b>
<b>Total Wages</b>		<b>\$1,856,000</b>	<b>\$1,934,242</b>	<b>-\$78,242</b>	<b>\$ 2,458,163</b>	<b>\$602,163</b>	<b>\$523,921</b>

**Overhead**

6140	Medicare	\$29,400	\$32,500	-\$3,100	\$40,615	\$11,215	\$8,115
6218	Salaries, Vacation	\$87,000	\$70,000	\$17,000	\$94,000	\$7,000	\$24,000
6219	Salaries, Holiday	\$85,500	\$69,400	\$16,100	\$115,000	\$29,500	\$45,600
6200	Retirement, Employer	\$224,000	\$252,000	-\$28,000	280,100	\$56,100	\$28,100
6220	Salaries, Sick Pay	\$70,000	\$52,000	\$18,000	\$75,000	\$5,000	\$23,000
6240	Social Security	\$8,860	\$7,766	\$1,094	13,500	\$4,640	\$5,734
<b>Sub Total</b>		<b>\$504,760</b>	<b>\$483,666</b>	<b>\$21,094</b>	<b>\$ 618,215</b>	<b>\$113,455</b>	<b>\$134,549</b>

**Employee Benefits**

6070	Cafeteria Plan	\$260,000	\$260,000	\$0	\$307,200	\$47,200	\$47,200
6072	Hlth Benefits, Ret Employees	\$3,900	\$5,520	-\$1,620	\$5,520	\$1,620	\$0
6074	Post Retirement Benefits	\$50,000	\$50,000	\$0	\$50,000	\$0	\$0
6234	Tuition Reimbursement	\$5,500	\$8,000	-\$2,500	\$8,000	\$2,500	\$0
<b>Sub Total</b>		<b>\$319,400</b>	<b>\$323,520</b>	<b>-\$4,120</b>	<b>\$ 370,720</b>	<b>\$51,320</b>	<b>\$47,200</b>

**Total Personnel Expenses**

<b>\$2,680,160</b>	<b>\$2,741,428</b>	<b>-\$61,268</b>	<b>\$3,447,098</b>	<b>\$766,938</b>	<b>\$705,670</b>
--------------------	--------------------	------------------	--------------------	------------------	------------------



**San Gabriel Valley Mosquito and Vector Control District  
Proposed Budget FY 2017-2018**

**DRAFT**

**NON-PERSONNEL EXPENSES**

Account Number	Description	FY 2017 Actuals est Jun 30 2017	FY 2017 Budget	Difference 2017 Actuals - 2017 Budget	Proposed FY 2018	Difference 2018 Proposed - 2017 Actuals	Difference 2018 Proposed - 2017 Budget
6007	Vehicles	\$74,840	\$63,000	\$11,840	\$106,900	\$32,060	\$43,900
6010	Awards	\$1,800	\$1,500	\$300	\$1,800	\$0	\$300
6020	Bank Charges	\$4,000	\$9,800	-\$5,800	\$4,500	\$500	-\$5,300
6030	Board Expenses	\$27,850	\$29,200	-\$1,350	\$32,600	\$4,750	\$3,400
6035	Computers, Hardware	\$16,200	\$25,000	-\$8,800	\$25,000	\$8,800	\$0
6036	Computers, Software	\$14,500	\$11,000	\$3,500	\$15,000	\$500	\$4,000
6040	Maintenance, Building	\$36,000	\$39,500	-\$3,500	\$39,800	\$3,800	\$300
6042	Maintenance, Equipment	\$7,500	\$8,900	-\$1,400	\$8,900	\$1,400	\$0
6044	Maintenance, Grounds	\$2,500	\$4,000	-\$1,500	\$4,000	\$1,500	\$0
6046	Maintenance, Computers	\$33,500	\$35,000	-\$1,500	\$35,000	\$1,500	\$0
6051	Manager Contract Expenses	\$9,600	\$9,600	\$0	\$9,600	\$0	\$0
6073	Lease Equipment	\$38,000	\$26,000	\$12,000	\$38,000	\$0	\$12,000
6075	Fees and Assessments	\$4,200	\$3,800	\$400	\$4,400	\$200	\$600
6080	Hiring Expenses	\$4,700	\$5,000	-\$300	\$5,000	\$300	\$0
6085	VCJPA General Fund	\$10,619	\$9,137	\$1,482	\$9,965	-\$654	\$828
6100	Liability Insurance	\$52,125	\$55,863	-\$3,738	\$57,537	\$5,412	\$1,674
6110	Workers Comp Insurance	\$69,983	\$96,081	-\$26,098	\$121,416	\$51,433	\$25,335
6111	Other Insurance	\$1,250	\$2,000	-\$750	\$2,000	\$750	\$0
6120	Property Insurance	\$2,664	\$9,791	-\$7,127	\$3,250	\$586	-\$6,541
6122	Unemployment Insurance	\$12,500	\$25,000	-\$12,500	\$25,000	\$12,500	\$0
6130	Legal	\$15,000	\$12,000	\$3,000	\$25,000	\$10,000	\$13,000
6150	Memberships	\$17,000	\$20,000	-\$3,000	\$20,000	\$3,000	\$0
6170	Miscellaneous Expenses	\$2,600	\$3,000	-\$400	\$3,000	\$400	\$0
6185	Postage	\$4,200	\$3,500	\$700	\$4,500	\$300	\$1,000
6187	Professional Services, Audit	\$14,000	\$16,000	-\$2,000	\$16,000	\$2,000	\$0
6190	Professional Services	\$35,000	\$40,000	-\$5,000	\$5,000	-\$30,000	-\$35,000
6192	Research	\$8,000	\$8,000	\$0	\$8,000	\$0	\$0
6232	Seminars/Meetings	\$39,000	\$40,000	-\$1,000	\$40,000	\$1,000	\$0
6250	Supplies, Lab	\$48,000	\$50,000	-\$2,000	\$65,000	\$17,000	\$15,000
6260	Supplies, Mechanic	\$23,000	\$30,000	-\$7,000	\$30,000	\$7,000	\$0
6262	Supplies, Gas	\$40,000	\$55,000	-\$15,000	\$55,000	\$15,000	\$0
6270	Supplies, Office	\$18,000	\$18,000	\$0	\$20,000	\$2,000	\$2,000
6280	Supplies, Operations	\$15,000	\$18,000	-\$3,000	\$18,000	\$3,000	\$0
6283	Supplies, Pesticides	\$43,000	\$50,000	-\$7,000	\$50,000	\$7,000	\$0
6290	Supplies, Public Information	\$35,000	\$35,000	\$0	\$37,500	\$2,500	\$2,500
6300	Supplies, Reference	\$1,300	\$2,000	-\$700	\$2,000	\$700	\$0
6302	Supplies, Safety	\$12,000	\$10,000	\$2,000	\$10,000	-\$2,000	\$0
6304	Surveillance, Aerial	\$0	\$15,000	-\$15,000	\$15,000	\$15,000	\$0
6310	Tax Collection	\$98,836	\$100,000	-\$1,164	\$100,000	\$1,164	\$0
6312	Communications, Field	\$22,000	\$26,000	-\$4,000	\$26,000	\$4,000	\$0
6315	Telephone, Internet	\$11,000	\$12,000	-\$1,000	\$12,000	\$1,000	\$0
6320	Telephone, Office	\$18,400	\$13,000	\$5,400	\$14,000	-\$4,400	\$1,000
6330	Training, CEUs	\$5,200	\$5,000	\$200	\$6,000	\$800	\$1,000
6332	Uniforms and Clothing	\$17,500	\$16,500	\$1,000	\$25,000	\$7,500	\$8,500
6340	Utilities, Electric	\$35,000	\$39,000	-\$4,000	\$39,000	\$4,000	\$0
6341	Utilities, Natural Gas	\$2,935	\$3,200	-\$265	\$3,200	\$265	\$0
6343	Utilities, Water	\$1,280	\$2,200	-\$920	\$2,200	\$920	\$0
<b>Total Non-Personnel Expenses</b>		<b>\$1,006,582</b>	<b>\$1,111,572</b>	<b>-\$104,990</b>	<b>\$1,201,068</b>	<b>\$194,486</b>	<b>\$89,496</b>
<b>Total Budget</b>		<b>\$3,686,742</b>	<b>\$3,853,000</b>	<b>-\$166,258</b>	<b>\$4,648,166</b>	<b>\$961,424</b>	<b>\$795,166</b>